

## HSBC Global Investment Funds

# ASIA EX JAPAN EQUITY SMALLER COMPANIES

Monthly report 30 June 2022 | Share class XCEUR

### Investment objective

The Fund aims to provide long term capital growth by investing in a portfolio of Asian (excluding Japan) shares.

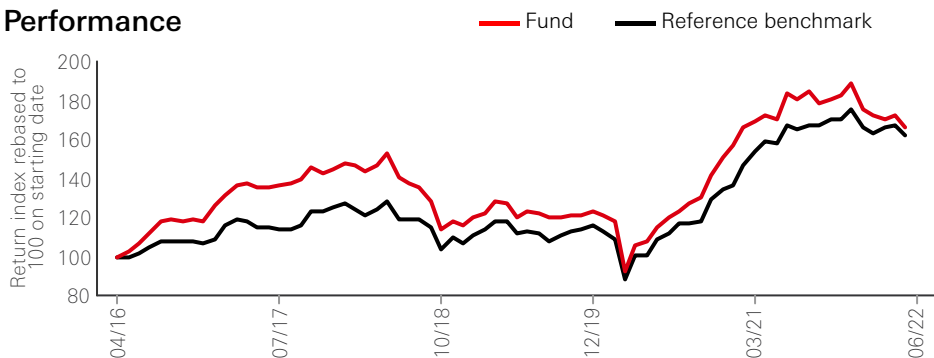
### Investment strategy

The Fund is actively managed. In normal market conditions, the Fund will invest at least 90% of its assets in shares of companies that are based in, or carry out the larger part of their business activities in Asia (excluding Japan), including both developed markets and emerging markets. The Fund will not invest in shares issued by companies with exposure to specific Excluded Activities, including but not limited to, weapons, thermal coal extraction, coal-fired power generation and tobacco. The Fund may invest up to 70% in smaller sized companies. These companies are defined as being in the bottom 25% by market value in the Asia ex Japan universe. The Fund may invest up to 50% in China A and China B-shares. For China A-shares, up to 50% through the Shanghai-Hong Kong Stock Connect and/or the Shenzhen-Hong Kong Stock Connect, and up to 30% in CAAPs. The Fund may invest up to 10% in other funds and will not invest more than 15% in Real Estate Investment Trusts. See the Prospectus for a full description of the investment objectives and derivative usage.

### Main risks

- The Fund's unit value can go up as well as down, and any capital invested in the Fund may be at risk.
- The value of investible securities can change over time due to a wide variety of factors, including but not limited to: political and economic news, government policy, changes in demographics, cultures and populations, natural or human-caused disasters etc.
- The Fund may invest in Emerging Markets, these markets are less established, and often more volatile, than developed markets and involve higher risks, particularly market, liquidity and currency risks.

### Performance



### Share Class Details

#### Key metrics

NAV per Share	<b>EUR 14.84</b>
Performance 1 month	<b>-7.00%</b>
Volatility 3 years	<b>19.50%</b>

#### Fund facts

UCITS V compliant	<b>Yes</b>
Dividend treatment	<b>Accumulating</b>
Dealing frequency	<b>Daily</b>
Valuation Time	<b>17:00 Luxembourg</b>
Share Class Base Currency	<b>EUR</b>
Domicile	<b>Luxembourg</b>
Inception date	<b>18 April 2016</b>
Fund Size	<b>USD 595,559,039</b>
Reference benchmark	<b>100% MSCI AC Asia ex Japan Small Cap</b>
Managers	<b>Elina Fung Alex Kwan</b>

#### Fees and expenses

Minimum Initial Investment	<b>USD 5,000,000</b>
Ongoing Charge Figure <sup>1</sup>	<b>0.862%</b>

#### Codes

ISIN	<b>LU1344884926</b>
Valoren	<b>32245335</b>
Bloomberg ticker	<b>HSAPXCU LX</b>

<sup>1</sup>Ongoing Charges Figure, is based on expenses over a year. The figure includes annual management charge but not the transaction costs. Such figures may vary from time to time.

Past performance does not predict future returns. The figures are calculated in the share class base currency, dividend reinvested, net of fees.

This is a marketing communication. Please refer to the prospectus and to the KIID before making any final investment decisions.

Source: HSBC Asset Management, data as at 30 June 2022

Performance (%)	YTD	1 month	3 months	6 months	1 year	3 years ann	5 years ann	10 years ann	Since inception ann
<b>XCEUR</b>	<b>-17.71</b>	<b>-7.00</b>	<b>-8.71</b>	<b>-17.71</b>	<b>-15.74</b>	<b>8.06</b>	<b>2.75</b>	<b>--</b>	<b>6.66</b>
Reference benchmark	-13.61	-6.57	-9.19	-13.61	-9.32	10.32	5.70	--	6.67

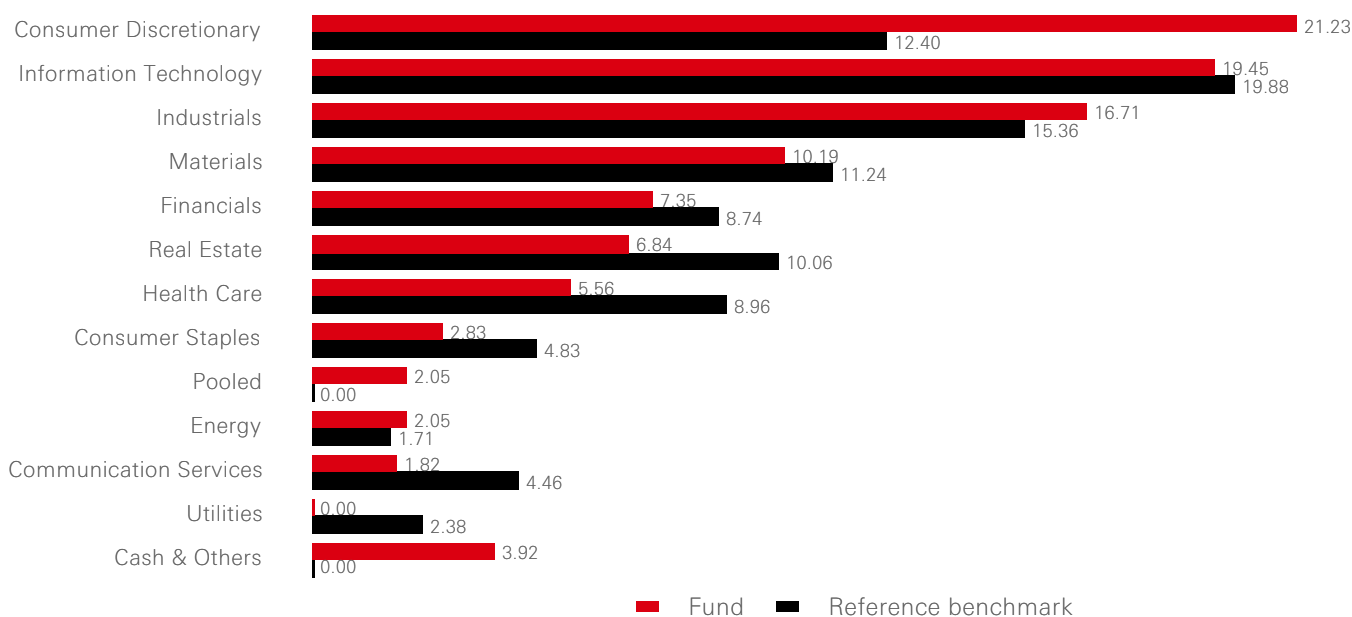
Rolling Performance (%)	30/06/21-30/06/22	30/06/20-30/06/21	30/06/19-30/06/20	30/06/18-30/06/19	30/06/17-30/06/18	30/06/16-30/06/17	30/06/15-30/06/16	30/06/14-30/06/15	30/06/13-30/06/14	30/06/12-30/06/13
<b>XCEUR</b>	<b>-15.74</b>	<b>59.89</b>	<b>-6.34</b>	<b>-12.45</b>	<b>3.69</b>	<b>26.22</b>	<b>--</b>	<b>--</b>	<b>--</b>	<b>--</b>
Reference benchmark	-9.32	53.37	-3.46	-5.65	4.18	12.65	--	--	--	--

Carbon footprint	Fund	Reference benchmark	MSCI ESG Score	ESG score	E	S	G
Carbon intensity emissions	321.51	408.00	Fund	4.0	4.8	4.3	4.7
			Reference benchmark	3.9	4.6	4.2	4.3

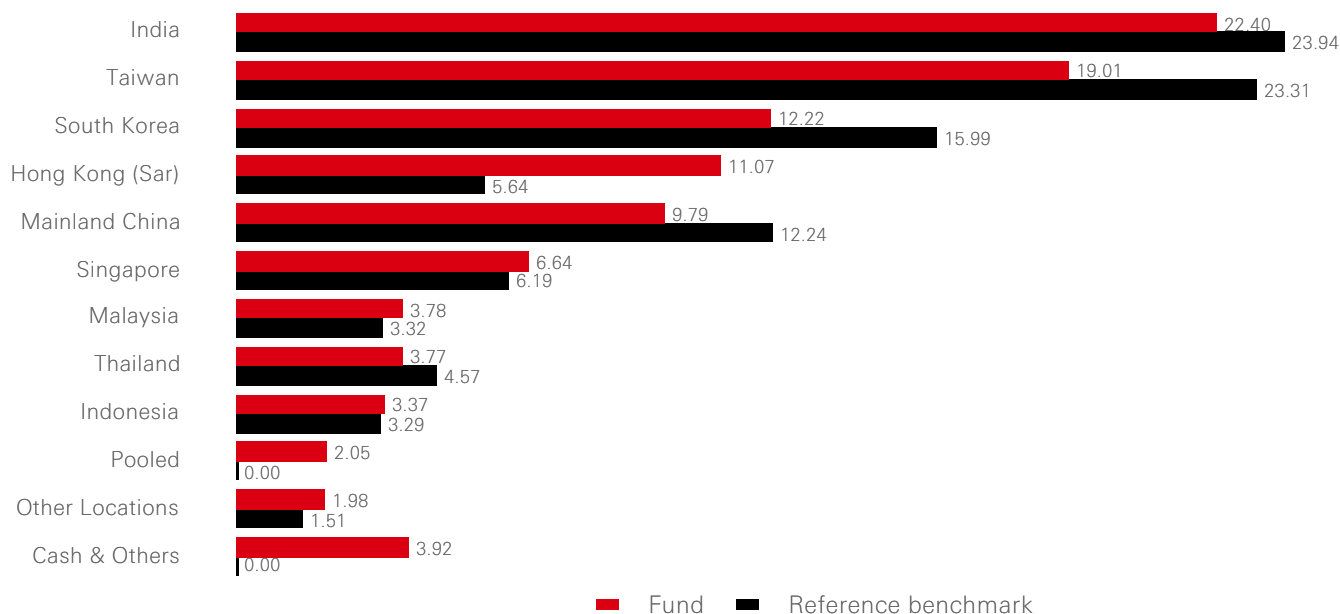
Carbon Intensity measures the quantity of carbon emission of a company (tonnes CO<sub>2</sub>e/USD million)  
Source of analytics: Trucost

Equity characteristics	Fund	Reference benchmark	3-Year Risk Measures	XCEUR	Reference benchmark
No. of holdings ex cash	88	1,595	Volatility	19.50%	18.04%
Average Market Cap (USD Mil)	4,224	1,600	Information ratio	-0.38	--
			Beta	1.03	--

**Sector Allocation (%)**



**Geographical Allocation (%)**




Top 10 Holdings	Location	Sector	Weight (%)
Lendlease Global Commercial RE	SINGAPORE	Real Estate	2.55
Max Healthcare Institute Ltd	India	Health Care	2.18
Craftsman Automation Ltd	India	Industrials	2.14
Pacific Basin Shipping Ltd	Hong Kong (SAR)	Industrials	2.06
OCI Co Ltd	South Korea	Materials	2.03
Formosa Plastics Corp	Taiwan	Materials	2.01
Federal Bank Ltd	India	Financials	1.97
Ngern Tid Lor PCL	Thailand	Financials	1.97
SATS Ltd	SINGAPORE	Industrials	1.90
KB Financial Group Inc	South Korea	Financials	1.83

## Risk Disclosure

- Derivatives may be used by the Fund, and these can behave unexpectedly. The pricing and volatility of many derivatives may diverge from strictly reflecting the pricing or volatility of their underlying reference(s), instrument or asset.
- Investment Leverage occurs when the economic exposure is greater than the amount invested, such as when derivatives are used. A Fund that employs leverage may experience greater gains and/or losses due to the amplification effect from a movement in the price of the reference source.
- Further information on the potential risks can be found in the Key Investor Information Document (KID) and/or the Prospectus or Offering Memorandum.

Follow us on:



---

For more information please contact us  
at Tel: +41 (0) 44 206 26 00.

Website:

[www.assetmanagement.hsbc.com/ch](http://www.assetmanagement.hsbc.com/ch)

---

### Glossary



## Index Disclaimer

Source: MSCI. The MSCI information may only be used for your internal use, may not be reproduced or disseminated in any form and may not be used as a basis for or a component of any financial instruments or products or indices. None of the MSCI information is intended to constitute investment advice or a recommendation to make (or refrain from making) any kind of investment decision and may not be relied on as such. Historical data and analysis should not be taken as an indication or guarantee of any future performance analysis, forecast or prediction. The MSCI information is provided on an "as is" basis and the user of this information assumes the entire risk of any use made of this information. MSCI, each of its affiliates and each other person involved in or related to compiling, computing or creating any MSCI information (collectively, the "MSCI Parties") expressly disclaims all warranties (including, without limitation, any warranties of originality, accuracy, completeness, timeliness, non-infringement, merchantability and fitness for a particular purpose) with respect to this information. Without limiting any of the foregoing, in no event shall any MSCI Party have any liability for any direct, indirect, special, incidental, punitive, consequential (including, without limitation, lost profits) or any other damages. ([www.msci.com](http://www.msci.com))

## Benchmark disclosure

The Investment Advisor will use its discretion to invest in securities not included in the reference benchmark based on active investment management strategies and specific investment opportunities. It is foreseen that a significant percentage of the Fund's investments will be components of the reference benchmark. However, their weightings may deviate materially from those of the reference benchmark. Any deviations with respect to the benchmark are monitored within a comprehensive risk framework, which includes monitoring at sector and country level. The deviation of the Fund's performance relative to the benchmark is monitored, but not constrained, to a defined range.

**Source: HSBC Asset Management, data as at 30 June 2022**

## Important Information

The material contained herein is for marketing purposes and is for your information only. This document is not contractually binding nor are we required to provide this to you by any legislative provision. It does not constitute legal, tax or investment advice or a recommendation to any reader of this material to buy or sell investments. You must not, therefore, rely on the content of this document when making any investment decisions.

This document has no contractual value and is not by any means intended as a solicitation, nor a recommendation for the purchase or sale of any financial instrument. (Potential) investors are kindly asked to consult the latest issued Key Investor Information Document (KIID), prospectus, articles of incorporation and the (semi-)annual report of the fund which may be obtained free of charge at the head office of the representative: HSBC Asset Management (Switzerland) AG, Gartenstrasse 26, Postfach, CH-8002 Zürich, Schweiz. Paying agent: HSBC Private Bank (Suisse) S.A., Quai des Bergues 9-17, P. O. Box 2888, CH-1211 Geneva 1. Investors and potential investors should read and note the risk warnings in the prospectus and relevant KIID. Before subscription, investors should refer to the prospectus for general risk factors and to the KIID for specific risk factors associated with this fund. Issue and redemption expenses are not taken into consideration in the calculation of performance data.

The presented fund is authorised for distribution in Switzerland in the meaning of Art. 120 CISA.

The fund presented in this document is a sub-fund of HSBC Global Investment Funds, an investment company constituted as a société à capital variable domiciled in Luxemburg. The shares in HSBC Global Investment Funds have not been and will not be registered under the US Securities Act of 1933 and will not be sold or offered in the United States of America, its territories or possessions and all areas subject to its jurisdiction, or to United States Persons.

Further Information can be found in the prospectus.