

## HSBC Global Investment Funds

# ASIA PACIFIC EX JAPAN EQUITY HIGH DIVIDEND

Marketing communication | Monthly report 31 March 2025 | Share class AM2HKD



### Investment objective

The Fund aims to provide capital growth and income by investing in a portfolio of Asia-Pacific (excluding Japan) shares, while promoting environmental, social and governance (ESG) characteristics. The Fund aims to create a portfolio that has a dividend yield above its reference benchmark. The Fund qualifies under Article 8 of SFDR.



### Investment strategy

The Fund is actively managed.

In normal market conditions, the Fund will invest at least 90% of its assets in shares (or securities similar to shares) of companies of any size that are based in, Asia-Pacific (excluding Japan) region. The fund invests in both developed markets and emerging markets.

The Fund includes the identification and analysis of a company's ESG Credentials as an integral part of the investment decision making process to help assess risks and potential returns.

Companies and/or issuers considered for inclusion within the Fund's portfolio will be subject to excluded activities in accordance with HSBC Asset Management's Responsible Investment Policies, which may change from time to time.

The Fund can invest up to 50% in China A and China B-shares, up to 10% in other funds, may invest in bank deposits and money market instruments for treasury purposes and up to 10% in Real Estate Investment Trusts.

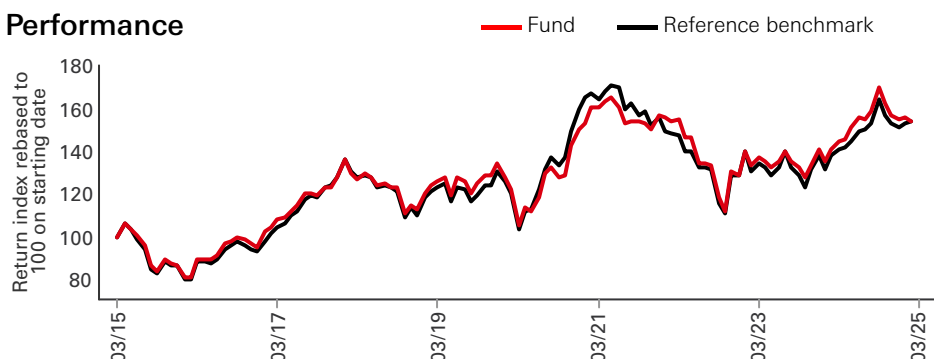
See the Prospectus for a full description of the investment objectives and derivative usage.



### Main risks

- The Fund's unit value can go up as well as down, and any capital invested in the Fund may be at risk.
- The value of investible securities can change over time due to a wide variety of factors, including but not limited to: political and economic news, government policy, changes in demographics, cultures and populations, natural or human-caused disasters etc.
- The Fund may invest in Emerging Markets, these markets are less established, and often more volatile, than developed markets and involve higher risks, particularly market, liquidity and currency risks.

### Performance



### Share Class Details

#### Key metrics

NAV per Share	<b>HKD 9.41</b>
Performance 1 month	<b>-0.36%</b>
Volatility 3 years	<b>17.34%</b>

#### Fund facts

UCITS V compliant	<b>Yes</b>
Dividend treatment	<b>Distributing</b>
Distribution Frequency	<b>Monthly</b>
Dividend ex-date	<b>27 March 2025</b>
Dividend Yield <sup>1</sup>	<b>3.92%</b>
Last Paid Dividend	<b>0.031119</b>
Dealing frequency	<b>Daily</b>
Valuation Time	<b>17:00 Luxembourg</b>
Share Class Base Currency	<b>HKD</b>
Domicile	<b>Luxembourg</b>
Inception date	<b>1 June 2011</b>
Fund Size	<b>USD 286,223,656</b>
Reference benchmark	<b>100% MSCI AC Asia Pacific ex Japan</b>
Managers	<b>Sanjiv Duggal Nilang Mehta Tian Chen</b>

#### Fees and expenses

Minimum Initial Investment	<b>USD 5,000</b>
Ongoing Charge Figure <sup>2</sup>	<b>1.840%</b>

#### Codes

ISIN	<b>LU0630378692</b>
Valoren	<b>13063837</b>
Bloomberg ticker	<b>HSASPAM LX</b>

<sup>1</sup>Dividend Yield: represents the ratio of distributed income over the last 12 months to the fund's current Net Asset Value.

<sup>2</sup>Ongoing Charges Figure is based on expenses over a year. The figure includes annual management charge but not the transaction costs. Such figures may vary from time to time.

Past performance does not predict future returns. The figures are calculated in the share class base currency, dividend reinvested, net of fees.

This is a marketing communication. Please refer to the prospectus and to the KID before making any final investment decisions.

For definition of terms, please refer to the Glossary QR code and Prospectus.

Source: HSBC Asset Management, data as at 31 March 2025

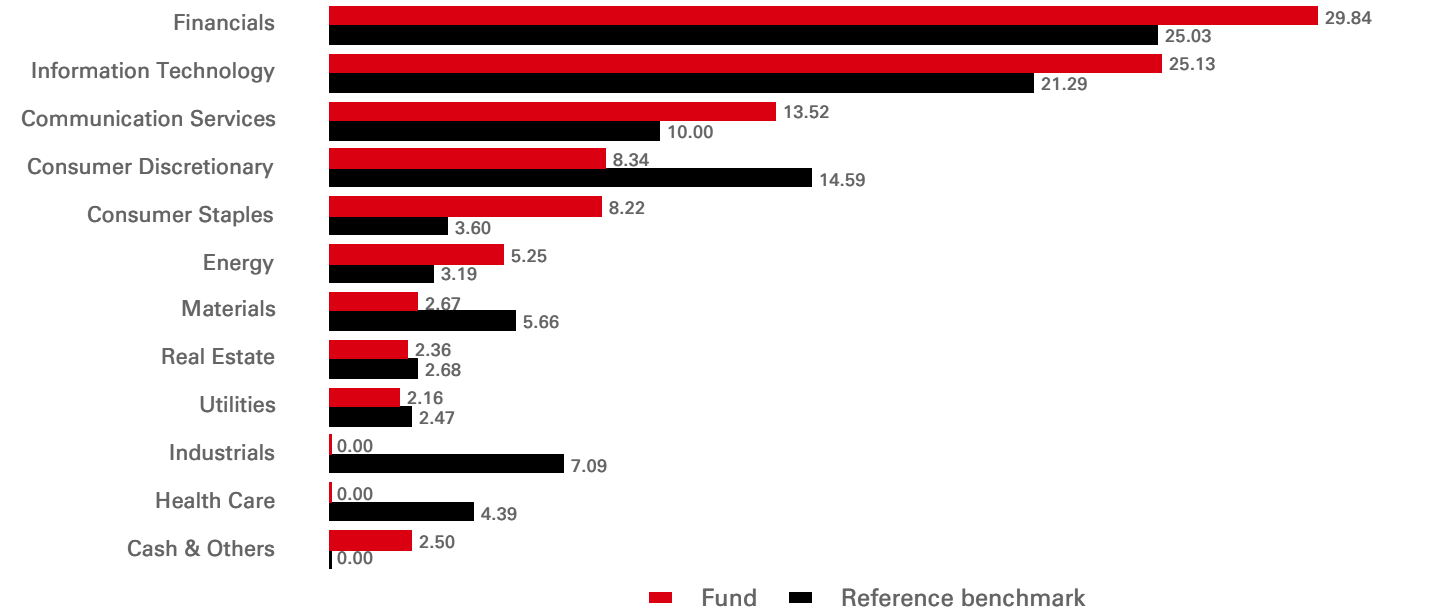
Performance (%)	YTD	1 month	3 months	6 months	1 year	3 years ann	5 years ann	10 years ann
AM2HKD	-0.90	-0.36	-0.90	-9.98	6.32	-0.32	7.76	4.37
Reference benchmark	1.28	-0.40	1.28	-6.98	8.76	1.30	8.24	4.36

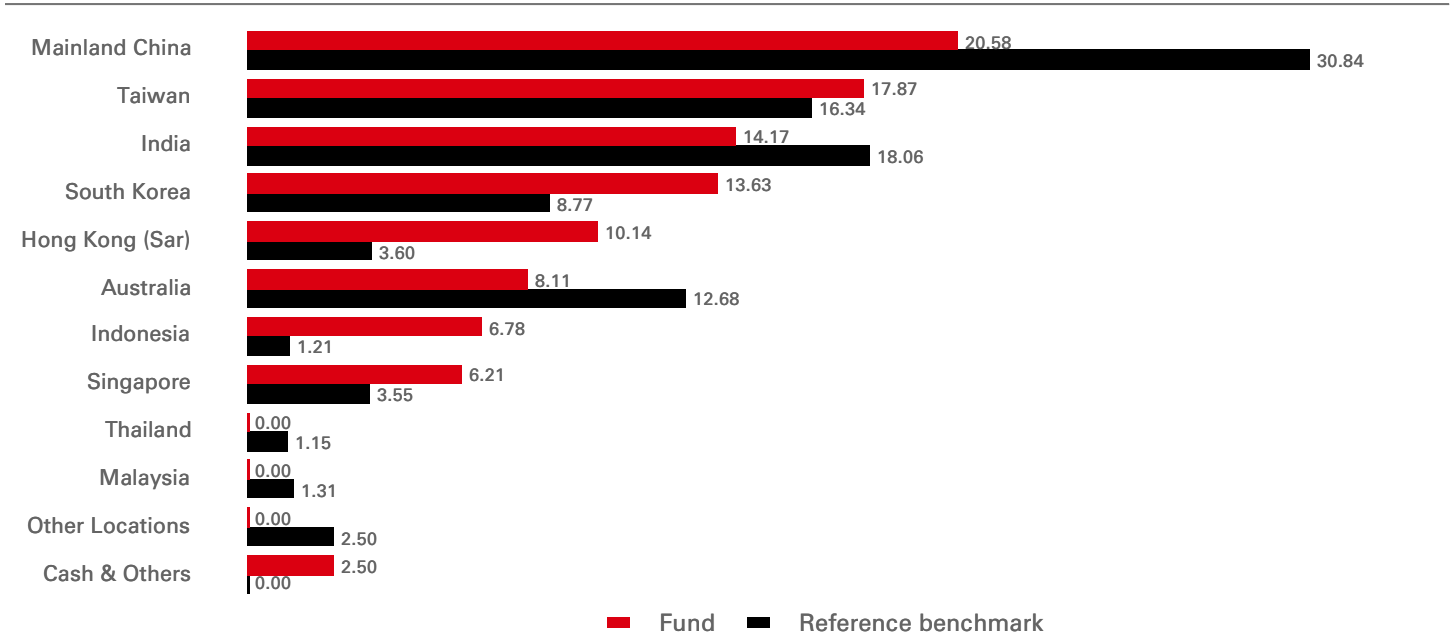
Rolling Performance (%)	31/03/24-31/03/25	31/03/23-31/03/24	31/03/22-31/03/23	31/03/21-31/03/22	31/03/20-31/03/21	31/03/19-31/03/20	31/03/18-31/03/19	31/03/17-31/03/18	31/03/16-31/03/17	31/03/15-31/03/16
AM2HKD	6.32	5.44	-11.64	-3.82	52.51	-16.26	-0.65	17.85	21.25	-11.18
Reference benchmark	8.76	4.69	-8.70	-10.19	59.11	-16.31	-3.48	21.91	18.42	-11.54

Equity characteristics	Fund	Reference benchmark	3-Year Risk Measures	AM2HKD	Reference benchmark
No. of holdings ex cash	45	1,073	Volatility	17.34%	18.17%
Average Market Cap (USD Mil)	92,079	146,732	Information ratio	-0.43	--
			Beta	0.93	--

Sector Allocation (%)



Geographical Allocation (%)



Top 10 Holdings	Location	Sector	Weight (%)
Taiwan Semiconductor Co Ltd	Taiwan	Information Technology	8.03
PING AN	Mainland China	Financials	4.27
Samsung Electronics Co Ltd	South Korea	Information Technology	4.16
Budweiser Brewing Co APAC Ltd	Hong Kong (SAR)	Consumer Staples	3.99
Baidu Inc	Mainland China	Communication Services	3.74
SingTel	SINGAPORE	Communication Services	3.66
HKEX	Hong Kong (SAR)	Financials	3.59
Santos Ltd	Australia	Energy	3.46
Bank Rakyat Indonesia Persero	INDONESIA	Financials	3.27
Vipshop Holdings Ltd	Mainland China	Consumer Discretionary	3.09

## Risk Disclosure

- Different investment styles typically go in and out of favour depending on market conditions and investor sentiment.
- Derivatives may be used by the Fund, and these can behave unexpectedly. The pricing and volatility of many derivatives may diverge from strictly reflecting the pricing or volatility of their underlying reference(s), instrument or asset.
- Investment Leverage occurs when the economic exposure is greater than the amount invested, such as when derivatives are used. A Fund that employs leverage may experience greater gains and/or losses due to the amplification effect from a movement in the price of the reference source.
- Where overseas investments are held the rate of currency exchange may cause the value of such investments to go down as well as up.
- Further information on the potential risks can be found in the Key Information Document (KID) and/or the Prospectus or Offering Memorandum.

## Index Disclaimer

Source: MSCI. The MSCI information may only be used for your internal use, may not be reproduced or disseminated in any form and may not be used as a basis for or a component of any financial instruments or products or indices. None of the MSCI information is intended to constitute investment advice or a recommendation to make (or refrain from making) any kind of investment decision and may not be relied on as such. Historical data and analysis should not be taken as an indication or guarantee of any future performance analysis, forecast or prediction. The MSCI information is provided on an "as is" basis and the user of this information assumes the entire risk of any use made of this information. MSCI, each of its affiliates and each other person involved in or related to compiling, computing or creating any MSCI information (collectively, the "MSCI Parties") expressly disclaims all warranties (including, without limitation, any warranties of originality, accuracy, completeness, timeliness, non-infringement, merchantability and fitness for a particular purpose) with respect to this information. Without limiting any of the foregoing, in no event shall any MSCI Party have any liability for any direct, indirect, special, incidental, punitive, consequential (including, without limitation, lost profits) or any other damages. (www.msci.com)

## Benchmark disclosure

The Investment Advisor will use its discretion to invest in securities not included in the reference benchmark based on active investment management strategies and specific investment opportunities. It is foreseen that a significant percentage of the Fund's investments will be components of the reference benchmark. However, their weightings may deviate materially from those of the reference benchmark. Any deviations with respect to the benchmark are monitored within a comprehensive risk framework, which includes monitoring at issuer, sector and country level. The deviation of the Fund's performance relative to the benchmark is monitored, but not constrained, to a defined range.

**Source: HSBC Asset Management, data as at 31 March 2025**

Follow us on:



For more information please contact us at Tel: +41 (0) 44 206 26 00.

Website:

[www.assetmanagement.hsbc.com/ch](http://www.assetmanagement.hsbc.com/ch)

### Glossary



[www.assetmanagement.hsbc.ch/api/v1/download/document/lu0164939612/ch/en/glossary](http://www.assetmanagement.hsbc.ch/api/v1/download/document/lu0164939612/ch/en/glossary)

**Important Information**

This marketing document is intended solely for professional investors in Switzerland. It does not constitute a recommendation to buy or sell any investment product and does not replace legal or tax advice. This document has no contractual value. The fund is authorized for distribution in Switzerland according to article 120 of CISA. The representative in Switzerland is: HSBC Asset Management (Switzerland) AG, Gartenstrasse 26, Postfach, CH-8002 Zürich, Schweiz. Paying agent: HSBC Private Bank (Suisse) S.A., Quai des Bergues 9-17, P. O. Box 2888, CH-1211 Geneva 1. Investors can obtain the prospectus, Key Information Document (KID), articles of incorporation, and the (semi-) annual report free of charge from the representative. The shares in the fund have not been and will not be registered under the US Securities Act of 1933 and are not available for sale to US persons. Past performance is not an indication of future returns. Please consult the KID and prospectus before investing.