

HSBC Global Funds ICAV

Global Government Bond UCITS ETF

Marketing communication | Monthly report 31 March 2026 | HGVE LN | ETFCHEUR



Investment objective

The Fund aims to provide long-term regular income and capital growth by tracking as closely as possible the performance of the FTSE World Government Bond Index (total return hedged to US dollars) (the Index).



Investment strategy

The Index is comprised of investment grade bonds; it includes fixed-rate local currency government bonds from developed and emerging markets issuers. The Fund will be passively managed and will invest in bonds issued by governments, government-related entities and supranational entities based in developed and emerging markets, all of which are Index constituents. It uses an investment technique called optimisation, which seeks to minimise the difference in return between the Fund and the Index by considering tracking error (the risk that the Fund return varies from the Index return) and trading costs when constructing a portfolio. The Fund will not necessarily invest in every Index constituent or invest proportionally to each constituents' Index weight may invest in assets outside of the Index, such as: bonds with a credit rating of Ba1, BB+ and below; as well as cash, money market instruments and funds. The Fund's primary currency exposure is to USD. See the Prospectus for a full description of the investment objectives and derivative usage.



Main risks

- The Fund's unit value can go up as well as down, and any capital invested in the Fund may be at risk.
- The Fund invests in bonds whose value generally falls when interest rates rise. This risk is typically greater the longer the maturity of a bond investment and the higher its credit quality. The issuers of certain bonds, could become unwilling or unable to make payments on their bonds and default. Bonds that are in default may become hard to sell or worthless.
- The Fund may invest in Emerging Markets, these markets are less established, and often more volatile, than developed markets and involve higher risks, particularly market, liquidity and currency risks.

Share Class Details

Key metrics

NAV per Share	EUR 10.36
Performance 1 month	-2.07%
Yield to maturity	3.47%

Fund facts

UCITS V compliant	Yes
Dividend treatment	Accumulating
Dealing frequency	Daily
Fund base currency	USD
Currency Hedged	Fully Hedged
Valuation Time	23:00 Ireland
Share Class Base Currency	EUR
Domicile	Ireland
Inception date	20 July 2023
Fund Size	USD 9,454,596,440
Managers	HSBC Passive Fixed Income Team

Fees and expenses

Ongoing Charge Figure ¹	0.100%
------------------------------------	---------------

Codes

ISIN	IE000QL3QEM2
Valoren	128583095
Bloomberg ticker	HGVE LN

¹Ongoing Charges Figure is based on expenses over a year. The figure includes annual management charge but not the transaction costs. Such figures may vary from time to time.

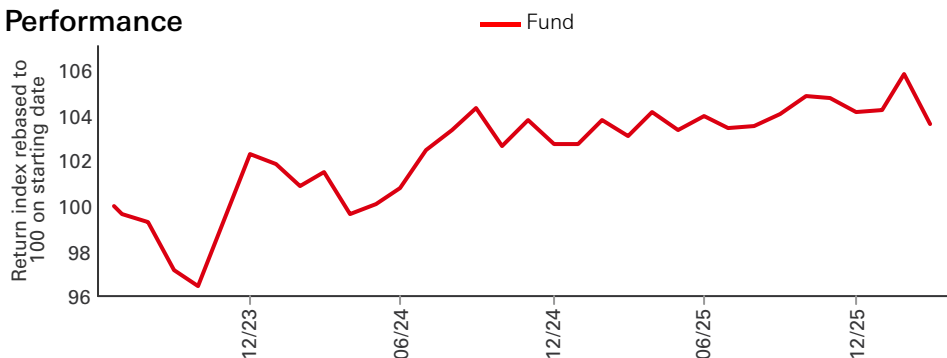
Past performance does not predict future returns. The figures are calculated in the share class base currency, dividend reinvested, net of fees.

This is a marketing communication. Please refer to the prospectus and to the KID before making any final investment decisions.

For definition of terms, please refer to the Glossary QR code and Prospectus.

Source: HSBC Asset Management, data as at 31 March 2026

Performance



Performance (%)	YTD	1 month	3 months	6 months	1 year	3 years ann	5 years ann	Since inception ann
Fund	-0.55	-2.07	-0.55	-0.47	0.50	--	--	1.32

Rolling Performance (%)	31/03/25-31/03/26	31/03/24-31/03/25	31/03/23-31/03/24	31/03/22-31/03/23	31/03/21-31/03/22
Fund	0.50	1.53	--	--	--

3-Year Risk Measures	Fund	Reference benchmark	5-Year Risk Measures	Fund	Reference benchmark
Volatility	--	--	Volatility	--	--
Sharpe ratio	--	--	Sharpe ratio	--	--

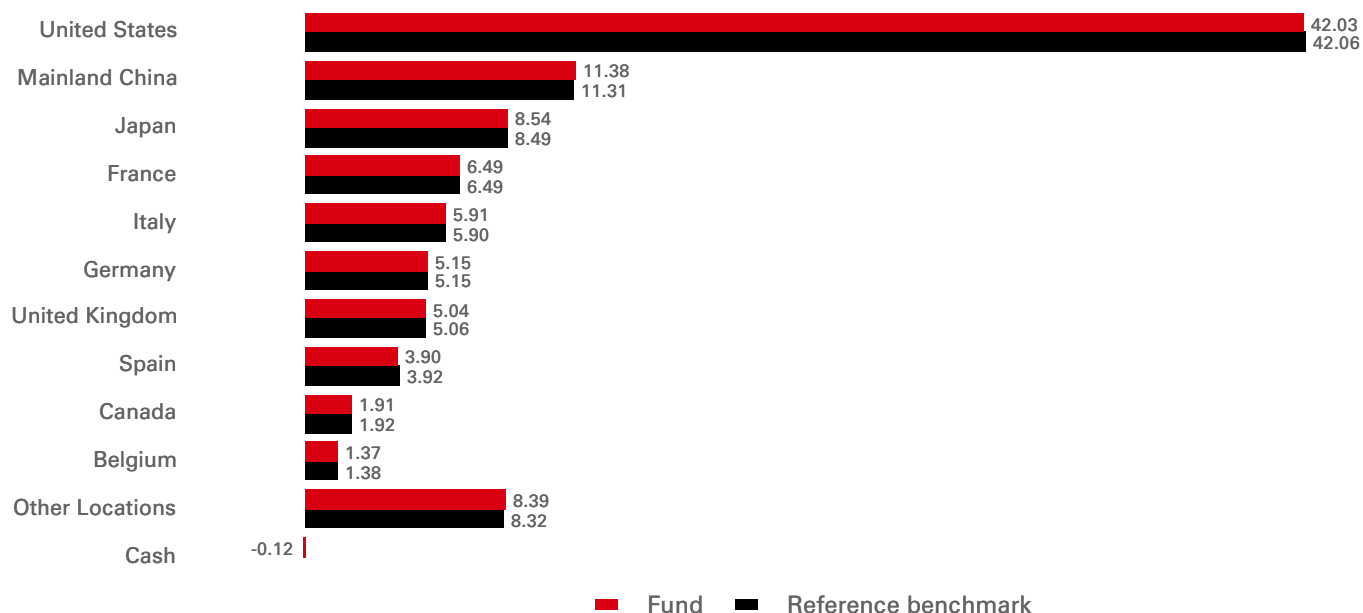
Fixed Income Characteristics	Fund	Reference benchmark	Relative
No. of holdings ex cash	1,133	1,423	--
Average coupon rate	2.89	2.85	0.04
Yield to worst	3.47%	3.51%	-0.05%
Option Adjusted Duration	6.66	6.64	0.02
Modified Duration to Worst	6.29	6.28	0.01
Option Adjusted Spread Duration	6.52	6.50	0.02
Average maturity	8.43	8.41	0.01
Average Credit Quality	AA/AA-	AA/AA-	--

Credit rating (%)	Fund	Reference benchmark	Relative
AAA	10.59	10.61	-0.02
AA	50.41	50.42	-0.02
A	32.40	32.27	0.13
BBB	6.72	6.70	0.02
Cash	-0.12	--	-0.12

Maturity Breakdown (Option Adjusted Duration)	Fund	Reference benchmark	Relative
0-2 years	0.22	0.23	-0.01
2-5 years	1.06	1.06	0.00
5-10 years	1.78	1.76	0.02
10+ years	3.59	3.59	0.00
Total	6.66	6.64	0.02

Currency Allocation (%)	Fund	Reference benchmark	Relative
USD	99.79	100.00	-0.21
EUR	0.12	0.00	0.12
CNY	0.05	0.00	0.05
GBP	0.02	0.00	0.02
JPY	0.02	0.00	0.02
AUD	0.01	0.00	0.01
MXN	0.01	0.00	0.01
CAD	0.01	0.00	0.01
SEK	0.00	0.00	0.00
MYR	0.00	0.00	0.00
Other Currencies	-0.03	0.00	-0.03

Geographical Allocation (%)



Sector Allocation (%)	Fund	Reference benchmark	Relative
Treasuries	100.12	100.00	0.12
Cash	-0.12	--	-0.12

Top 10 Holdings	Weight (%)
US TREASURY N/B 4.500 15/11/33	0.41
CHINA GOVT BOND 1.790 25/03/32	0.39
US TREASURY N/B 4.375 15/05/34	0.39
US TREASURY N/B 4.250 15/11/34	0.38
US TREASURY N/B 3.875 15/08/34	0.37
US TREASURY N/B 4.000 28/02/30	0.37
US TREASURY N/B 4.250 15/05/35	0.37
US TREASURY N/B 4.000 15/02/34	0.37
CHINA GOVT BOND 1.440 15/09/27	0.35
US TREASURY N/B 4.125 15/11/32	0.34

Exchange name	Listing date	Trading currency	Trading hours	Bloomberg ticker	Reuters RIC	iNAV Bloomberg	iNAV Reuters
LONDON STOCK EXCHANGE	24 Jul 2023	EUR	--	HGVE LN	HGVE.L	HGVVEUIV	HGVVEURINAV =SOLA
DEUTSCHE BOERSE AG-XETRA	26 Jul 2023	EUR	--	H41S GY	H41S.DE	HGVVEUIV	HGVVEURINAV =SOLA

Risk Disclosure

- To the extent that the Fund seeks to replicate index performance by holding individual securities, there is no guarantee that its composition or performance will exactly match that of the target index at any given time ("tracking error").
- Derivatives may be used by the Fund, and these can behave unexpectedly. The pricing and volatility of many derivatives may diverge from strictly reflecting the pricing or volatility of their underlying reference(s), instrument or asset.
- Investment Leverage occurs when the economic exposure is greater than the amount invested, such as when derivatives are used. A Fund that employs leverage may experience greater gains and/or losses due to the amplification effect from a movement in the price of the reference source.
- Where overseas investments are held the rate of currency exchange may cause the value of such investments to go down as well as up.
- Further information on the potential risks can be found in the Key Information Document (KID) and/or the Prospectus or Offering Memorandum.

Index Disclaimer


FTSE International Limited ("FTSE") © FTSE 2026. "FTSE®" is a trade mark of the London Stock Exchange Group companies and is used by FTSE International Limited under licence. All rights in the FTSE indices and / or FTSE ratings vest in FTSE and/or its licensors. Neither FTSE nor its licensors accept any liability for any errors or omissions in the FTSE indices and / or FTSE ratings or underlying data. No further distribution of FTSE Data is permitted without FTSE's express written consent.

Important Information

This material is for informational and marketing purposes only and is intended for professional investors. It does not constitute investment, legal, or tax advice and is not a solicitation or offer. This document has no contractual value. The fund is authorized for distribution in Switzerland pursuant to Art.120 of the Collective Investment Schemes Act (CISA). In Switzerland the representative is: HSBC Asset Management (Switzerland) AG, Gartenstrasse 26, Postfach, CH-8002 Zürich, Schweiz. Paying agent: HSBC Private Bank (Suisse) S.A., Quai des Bergues 9-17, P. O. Box 2888, CH-1211 Geneva 1. The KID, prospectus, articles of incorporation, and the (semi-) annual report are available free of charge from the representative. Before investing, investors should read the relevant KID and prospectus carefully and be aware that past performance does not guarantee future results.

Source: HSBC Asset Management, data as at 31 March 2026

Follow us on:

 HSBC Asset Management

Glossary



www.assetmanagement.hsbc.ch/api/v1/download/document/lu0164939612/ch/en/glossary