

HSBC ETFs PLC

HSBC MSCI USA ISLAMIC SCREENED UCITS ETF

Marketing communication | Monthly report 30 April 2026 | HIUA SW | USD (Acc)

Investment objective

The Fund aims to track as closely as possible the returns of the MSCI USA Islamic Universal Screened Select Index (the Index), while integrating environmental, social and governance (ESG) metrics. The Fund will invest in or gain exposure to shares of companies which make up the Index. The Fund qualifies under Article 8 of SFDR.

Investment strategy

The Index is a subset of the MSCI USA Islamic Index (Parent Index), and is made up of large and mid-cap companies based in the US equity market, that comply with Shariah investment principles, as defined by the Index Provider.

The Index is constructed by applying values- and climate-based exclusionary criteria, this includes (but is not limited to) companies with exposure to: controversial weapons, tobacco, thermal coal mining and breaching the United Nations Global Compact (UNGC) principles.

The Fund will be passively managed and will aim to invest in the shares of the companies in generally the same proportion as in the Index. The Shariah committee monitors the Fund periodically and issues an annual Shariah certificate on the Fund's compliance with Shariah principles.

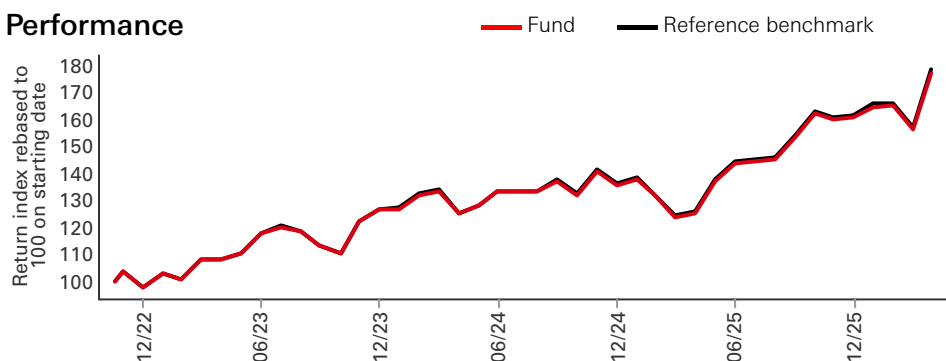
The Fund may invest up to 35% of its assets in securities from a single issuer during exceptional market conditions.

See the Prospectus for a full description of the investment objectives and derivative usage.

Main risks

- The Fund's unit value can go up as well as down, and any capital invested in the Fund may be at risk.
- The value of investible securities can change over time due to a wide variety of factors, including but not limited to: political and economic news, government policy, changes in demographics, cultures and populations, natural or human-caused disasters etc.
- To the extent that the Fund seeks to replicate index performance by holding individual securities, there is no guarantee that its composition or performance will exactly match that of the target index at any given time ("tracking error").

Performance



Share Class Details

Key metrics	
NAV per Share	USD 40.20
Performance 1 month	13.52%
Tracking error 3 years	0.06%
Fund facts	
UCITS V compliant	Yes
Dividend treatment	Accumulating
Dividend currency	USD
Fund base currency	USD
Share Class Base Currency	USD
Domicile	Ireland
Inception date	17 November 2022
Shares outstanding	1,620,000
Fund Size	USD 65,119,812
Reference benchmark	100% MSCI USA Islamic Universal Screened Select Index
Replication Method	Physical- Full
SIPP eligible	Yes
Issuer	HSBC ETFs PLC
Fiscal year end	Dec
Fees and expenses	
Ongoing Charge Figure ¹	0.300%
Codes	
ISIN	IE000I5NV504
Valoren	123331016

¹Ongoing Charges Figure is based on expenses over a year. The figure includes annual management charge but not the transaction costs. Such figures may vary from time to time.

Past performance does not predict future returns. The figures are calculated in the share class base currency, dividend reinvested, net of fees.

This is a marketing communication. Please refer to the prospectus and to the KID before making any final investment decisions.

For definition of terms, please refer to the Glossary QR code and Prospectus.

Prior to 30/04/2025 the Benchmark was MSCI USA Islamic ESG Universal Screened Index (USD unhedged Total Net Return)

Prior to 30/04/2025 the fund name was HSBC MSCI USA ISLAMIC ESG UCITS ETF

Source: HSBC Asset Management, data as at 30 April 2026

Performance (%)	YTD	1 month	3 months	6 months	1 year	3 years ann	5 years ann	Since inception ann
Fund	10.23	13.52	7.69	9.52	41.41	17.91	--	17.99
Reference benchmark	10.31	13.56	7.75	9.61	41.76	18.14	--	18.21
Tracking difference	-0.08	-0.05	-0.06	-0.09	-0.35	-0.23	--	-0.22
Tracking error	--	--	--	--	0.07	0.06	--	0.06

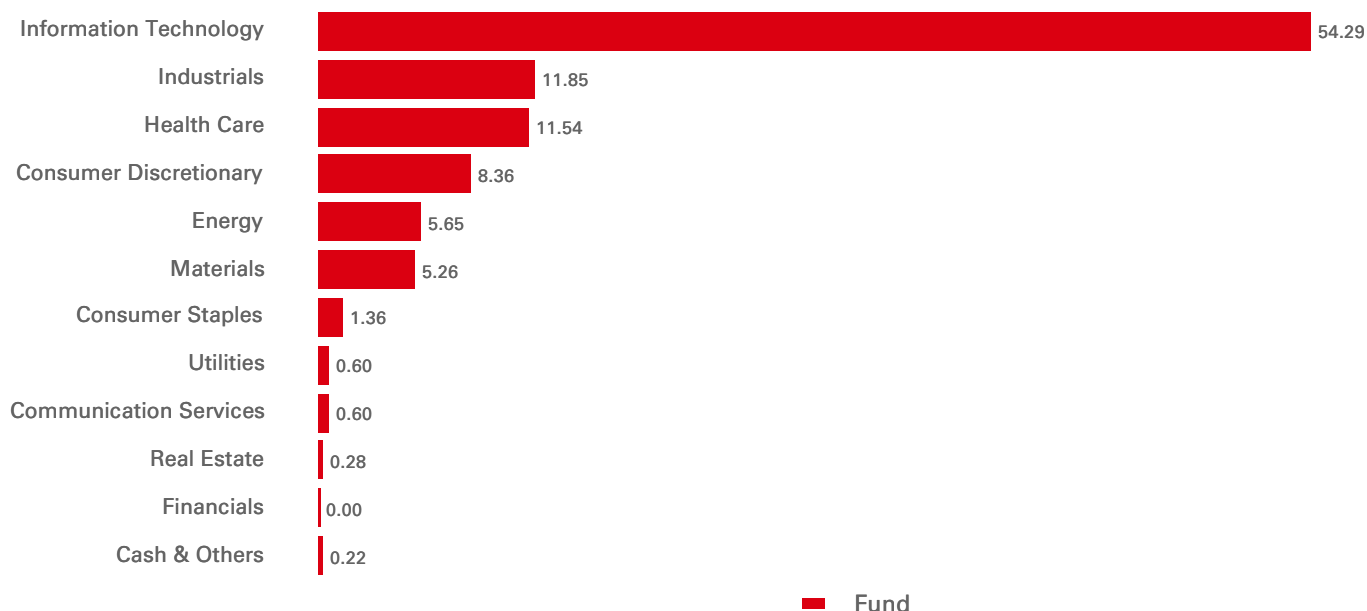
Rolling Performance (%)	30/04/25-30/04/26	30/04/24-30/04/25	30/04/23-30/04/24	30/04/22-30/04/23	30/04/21-30/04/22
Fund	41.41	0.27	15.60	--	--
Reference benchmark	41.76	0.38	15.87	--	--

Equity characteristics	Fund	Reference benchmark	Benchmark Information
No. of holdings ex cash	112	111	Index name
Average Market Cap (USD Mil)	522,364	522,298	100% MSCI USA Islamic Universal Screened Select Index
Price/earning ratio	30.21	30.20	Index currency
			USD
			TR Index Bloomberg Ticker
			NU748043
			TR Index Reuters RIC
			.MIACJ0S02NUS

Fund facts

Fund manager	HSBC Global Asset Management (UK) Limited
Custodian	HSBC Continental Europe
Fund administrator	HSBC Securities Services (Ireland) DAC

Sector Allocation (%)



Past performance does not predict future returns. The figures are calculated in the share class base currency, dividend reinvested, net of fees.

Broad Market Index: MSCI USA Islamic

Source: HSBC Asset Management, data as at 30 April 2026

Top 10 Holdings	Sector	Weight (%)
Advanced Micro Devices Inc	Information Technology	7.12
Microsoft Corp	Information Technology	6.98
Tesla Inc	Consumer Discretionary	6.68
Cisco Systems Inc	Information Technology	4.48
Exxon Mobil Corp	Energy	4.07
Lam Research Corp	Information Technology	4.02
Intel Corp	Information Technology	3.97
Applied Materials Inc	Information Technology	3.89
Micron Technology Inc	Information Technology	3.59
Johnson & Johnson	Health Care	2.57

Exchange name	Listing date	Trading currency	Trading hours	Bloomberg ticker	Reuters RIC	iNAV Bloomberg	iNAV Reuters
LONDON STOCK EXCHANGE	18 Nov 2022	USD	08:00 - 16:30	HIUA LN	HIUA.L	HIUAUXIV	HIUAUSDINAV =SOLA
LONDON STOCK EXCHANGE	18 Nov 2022	GBP	--	HIUS LN	HIUS.L	HIUAGBIV	HIUAGBiv.P
NYSE EURONEXT - EURONEXT PARIS	09 Dec 2022	EUR	--	HIUS FP	--	--	--
SIX SWISS EXCHANGE		CHF	--	--	--	--	--
LONDON STOCK EXCHANGE	18 Nov 2022	GBP	08:00 - 16:30	HIUS LN	HIUS.L	HIUSGXIV	HIUSGPPINAV =SOLA
NYSE EURONEXT - EURONEXT PARIS	09 Dec 2022	EUR	09:00 - 17:30	HIUS FP	HIUS.PA	HIUSERIV	HIUSEURINAV =SOLA
SIX SWISS EXCHANGE		CHF	--	--	--	--	--
SIX SWISS EXCHANGE	01 Mar 2023	USD	--	HIUA SW	HIUA.S	HIUAUXIV	HIUAUSDINAV =SOLA


MSCI ESG Score	ESG score	E	S	G
Fund	7.4	6.2	5.8	6.1
Broad market index	6.9	5.9	5.5	5.8

The MSCI ESG Key Issue Score is the numerical, weighted average of MSCI's E, S, and G pillar scores. A higher number indicates a more favourable ESG profile in the view of MSCI. The weighted averages of the Key Issue Scores are aggregated and companies' scores are normalized by their industries. After any overrides are factored in, each company's Final Industry-Adjusted Score corresponds to a rating. For more information, see MSCI ESG Ratings Methodology @<https://www.msci.com/esg-and-climate-methodologies>

Risk Disclosure

- Derivatives may be used by the Fund, and these can behave unexpectedly. The pricing and volatility of many derivatives may diverge from strictly reflecting the pricing or volatility of their underlying reference(s), instrument or asset.
- Investment Leverage occurs when the economic exposure is greater than the amount invested, such as when derivatives are used. A Fund that employs leverage may experience greater gains and/or losses due to the amplification effect from a movement in the price of the reference source.
- Where overseas investments are held the rate of currency exchange may cause the value of such investments to go down as well as up.
- Further information on the potential risks can be found in the Key Information Document (KID) and/or the Prospectus or Offering Memorandum.

Follow us on:



Tel: +41 (0) 44 206 26 00 E-mail:
swiss.investorservices@hsbc.com
Website: www.etf.hsbc.com

Glossary



[www.assetmanagement.hsbc.ch/api/v1/
download/document/lu0164939612/ch/
en/glossary](http://www.assetmanagement.hsbc.ch/api/v1/download/document/lu0164939612/ch/en/glossary)

Index Disclaimer

Source: MSCI. The MSCI information may only be used for your internal use, may not be reproduced or disseminated in any form and may not be used as a basis for or a component of any financial instruments or products or indices. None of the MSCI information is intended to constitute investment advice or a recommendation to make (or refrain from making) any kind of investment decision and may not be relied on as such. Historical data and analysis should not be taken as an indication or guarantee of any future performance analysis, forecast or prediction. The MSCI information is provided on an "as is" basis and the user of this information assumes the entire risk of any use made of this information. MSCI, each of its affiliates and each other person involved in or related to compiling, computing or creating any MSCI information (collectively, the "MSCI Parties") expressly disclaims all warranties (including, without limitation, any warranties of originality, accuracy, completeness, timeliness, non-infringement, merchantability and fitness for a particular purpose) with respect to this information. Without limiting any of the foregoing, in no event shall any MSCI Party have any liability for any direct, indirect, special, incidental, punitive, consequential (including, without limitation, lost profits) or any other damages. (www.msci.com)

Source: HSBC Asset Management, data as at 30 April 2026

Important Information

This material is for marketing purposes and is intended for professional investors only. It does not constitute investment advice, legal or tax advice, or a recommendation to buy or sell and financial instruments and should not be relied upon as such. This document has no contractual value and is not intended as a solicitation or offer. The ETF is authorized for distribution in Switzerland within the meaning of Article 120 of the Federal Collective Investment Schemes Act (CISA). For investors in Switzerland, the representative is HSBC Asset Management (Switzerland) AG, Gartenstrasse 26, Postfach, CH-8002 Zürich, Schweiz. Paying agent: HSBC Private Bank (Suisse) S.A., Quai des Bergues 9-17, P. O. Box 2888, CH-1211 Geneva 1. The prospectus, Key Information Document (KID), articles of incorporation and the (semi-)annual report of the fund are available free of charge from the representative. Investors should read the relevant risk warnings in the prospectus and KID before making an investment decision. Past performance is not indicative of future results.